

# DEA CAPITAL

*THE RESPONSIBLE APPROACH  
TO ALTERNATIVE ASSET MANAGEMENT*

LE ECCELLENZE DEL MADE IN ITALY  
STRESA, 24 SEPTEMBER 2021



DEA CAPITAL

---

## **1. Overview of the Platform**

---

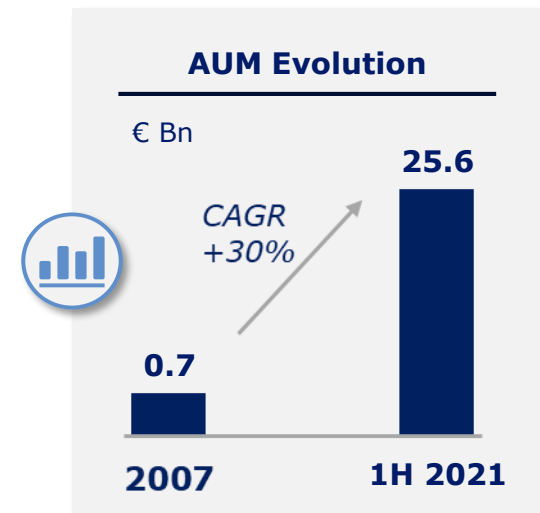
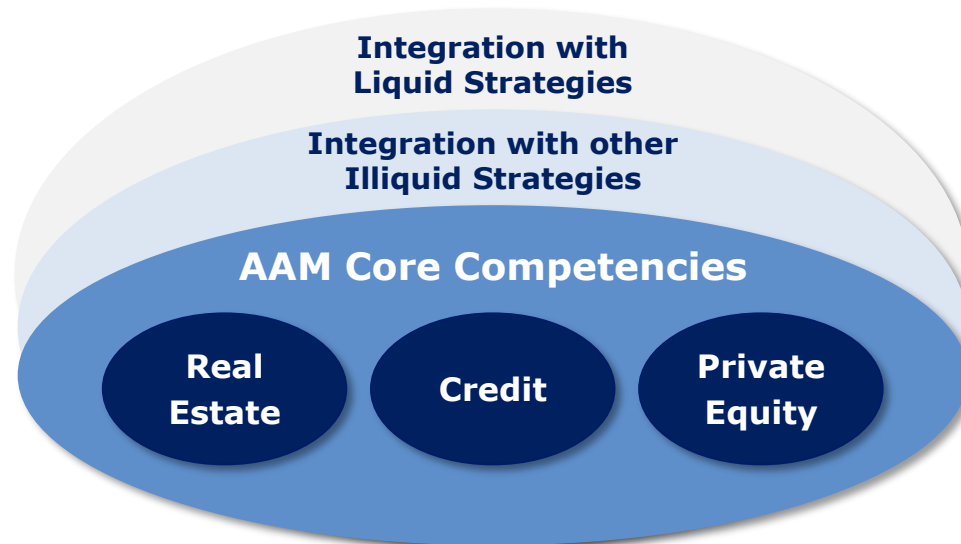
## **2. Investment Strategies**

## **3. Key Financials**

## **4. Final Remarks**

# THE LEADING INDEPENDENT AAM PLATFORM IN ITALY

**DeA Capital is the leading Italian Independent Alternative Asset Manager with €25.6Bn AUM, 450+ Institutional Investors & HNWI served and an extensive range of investment solutions ...**



**... creating value for both Investors and Society**

# RESPONSIBLE APPROACH

**€25.6Bn AUM**



**72** Funds



**770** Assets



**50** Companies



**€3.8Bn+**  
Combined Revenues



**15,000** FTEs

**Managed with a Responsible Approach**



# FULLY INTEGRATED GROUP ESG FRAMEWORK

**DeA Capital is committed to providing investment products & solutions that foster long-standing value for all classes of stakeholders**



## ESG Policy

*Investment processes & Corporate Governance incorporating ESG guidelines*



**SUSTAINALYTICS**

a Morningstar company

## ESG Rating

*ESG Rating by Sustainalytics ranking DeA Capital among the TOP 20 companies worldwide in the AAM industry*



## PRI Signatory

*All the AM entities of the Group are PRI signatory*



## Proprietary Tool

*Developed a proprietary ESG Tool for investment screening and monitoring*



G R E S B

## GRESB Certification

*Development, refurbishment and management of highly efficient and sustainable properties*

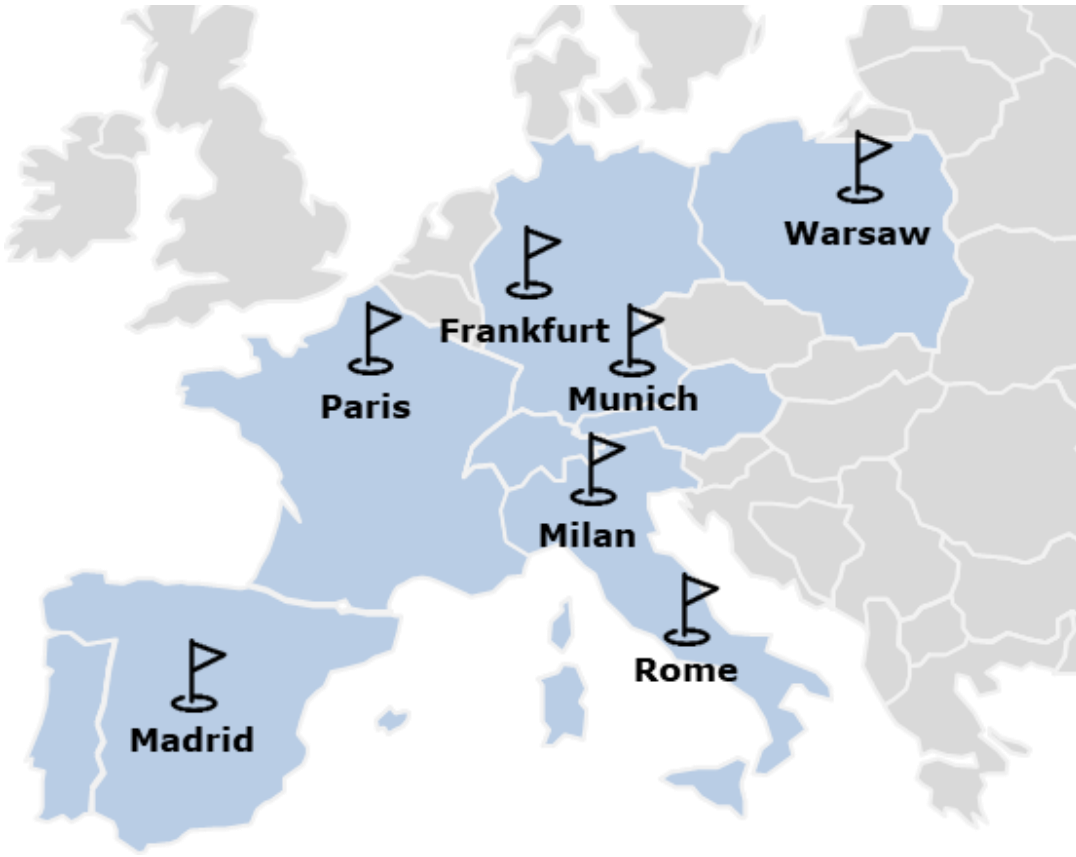


**United Nations  
Global Compact**

## UN Global Compact

*Active member of the UN Global Compact, promoting long-term sustainability values*

# PAN-EUROPEAN FOOTPRINT



**7 Offices  
across main  
European  
Countries**

**300+  
dedicated  
Professionals**

# STRONG ALIGNMENT OF INTERESTS

## Commitment to the Platform

Balance Sheet fully involved in the Platform with ~€160M of seed Alternative Investments and over €120M of cash to support further growth

## Simple Shareholder Structure

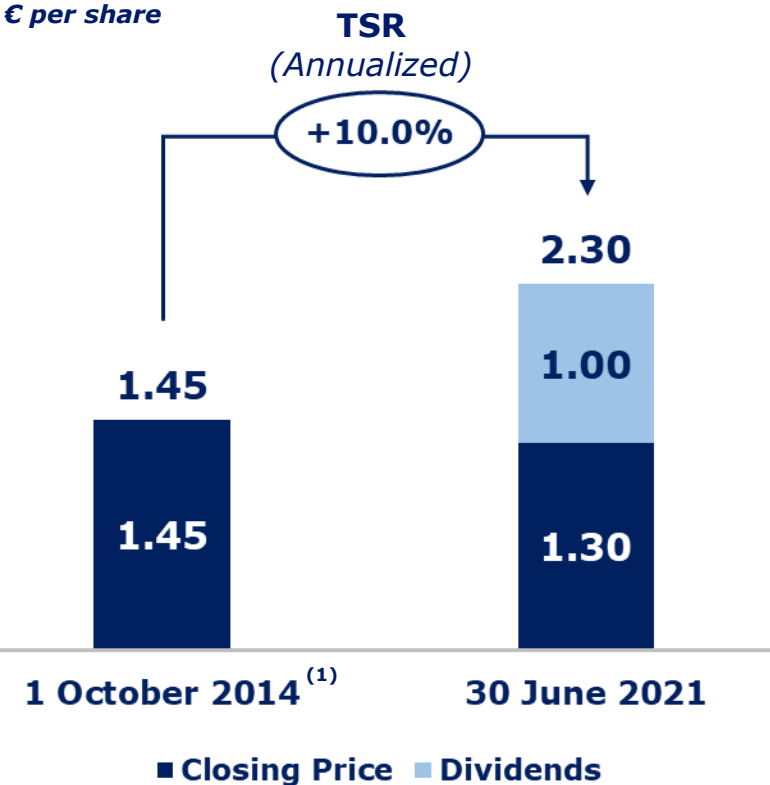
- Single class of shares at listed Company level, with full exposure to business performance
- Reputable majority shareholder with a long-term / industrial view (De Agostini)

## Management Involvement



Valuable investment of the Management Team in the listed Company (~3% of share capital)

# GENERATING COMPELLING VALUE IN THE M/L TERM

## Total Shareholder Return (IRR Based)



## DeA Capital Key Strengths

 <p><b>Simple Value Drivers</b></p>	<ul style="list-style-type: none"> <li>▪ AUM growth (+30% CAGR '07-'21)</li> <li>▪ Management Fees &amp; Investment Income</li> </ul>
 <p><b>Predictable &amp; Growing Operating Profit</b></p>	<ul style="list-style-type: none"> <li>▪ Long-term Management Agreements</li> <li>▪ Tailwind for private market investments</li> </ul>
 <p><b>Resilient &amp; Conservative Capital Structure</b></p>	<ul style="list-style-type: none"> <li>▪ Strong Balance Sheet</li> <li>▪ Positive NFP to support further development of the Platform</li> </ul>

(1) Générale de Santé disposal



## 1. Overview of the Platform

---

## 2. Investment Strategies

---

## 3. Key Financials

## 4. Final Remarks

## Key Data

€ **11.7** Bn AUM

**56** Funds

~ **770**  
Assets

€ ~ **340** M  
Annual Rents

## Trophy Assets



Milan - La Rinascente



Milan - Palazzo Broggi



Milan - F. Buonaparte 31/33



Rome - Via dell'Arte 25



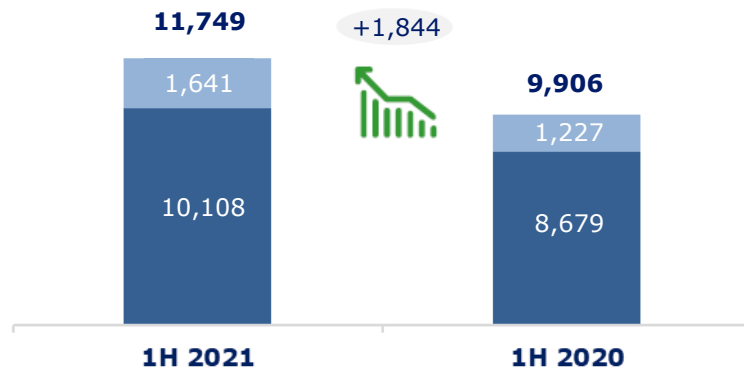
Rome - Via del Corso 226



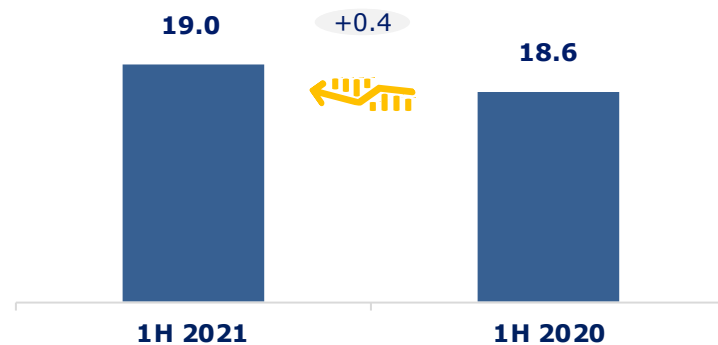
Paris - Noisy-le-Grand

## AUM (€ M)

■ Fee-earn. AUM    ■ Non Fee-earn. AUM



## Revenues (€ M)



## Key Data

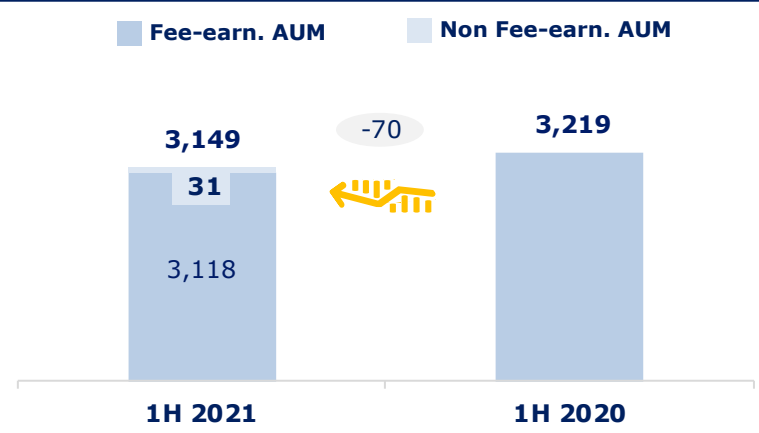
€ **3.1** Bn AUM    **4** Funds

**30** Companies    € **~30** Bn GBV

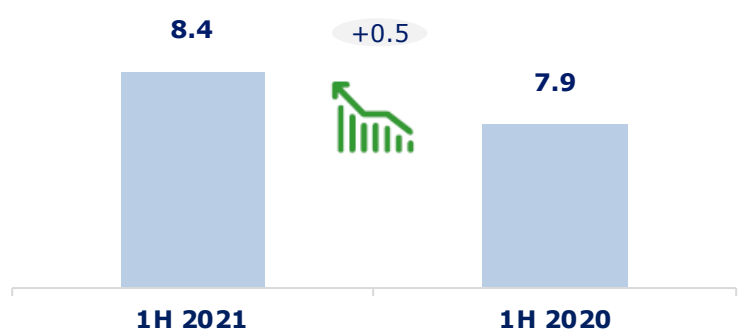
## Main Investments



## AUM (€ M)



## Revenues (€ M)



# PRIVATE EQUITY



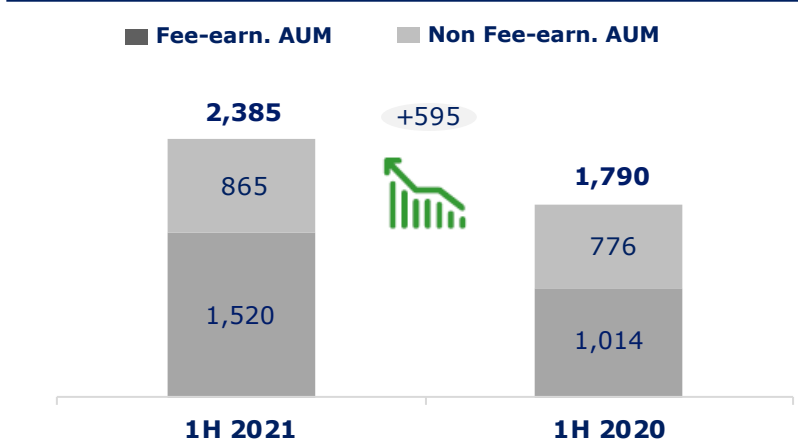
## Key Data

**€2.4** Bn AUM      **12** Funds  
**~900** Companies      **80** 3<sup>rd</sup> party Funds

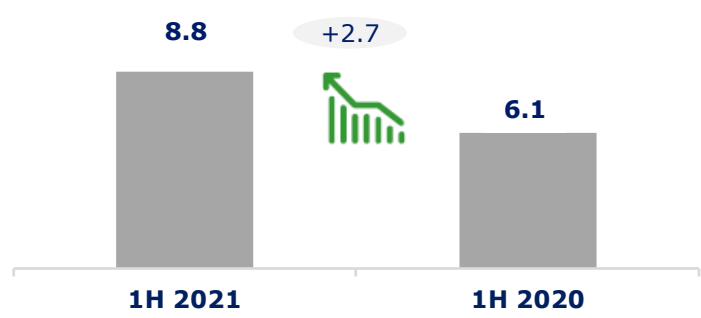
## Main Investments



## AUM (€ M)



## Revenues (€ M)



# MULTI-ASSET / MULTI-MANAGER SOLUTIONS

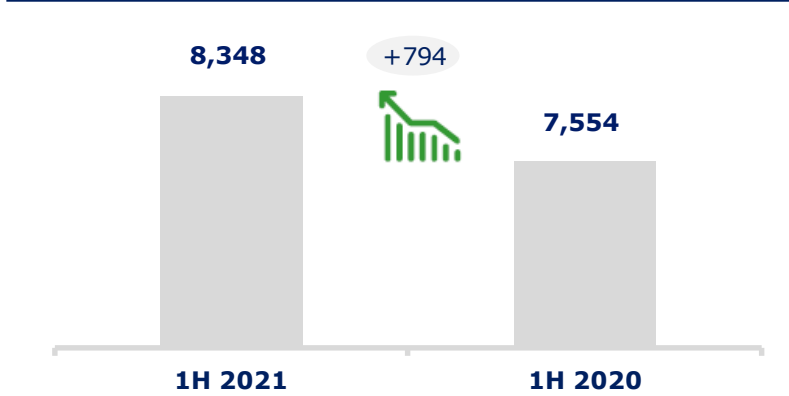


## Key Data

€ **8.3** Bn AUM     ~ **60** Clients

**14** Internal Pools     **34** External Pools

## AUM (€ M)



## Key Strengths – Man.Co Services

- Single NAV
- Hedging / Risk overlay
- Look-through & data quality
- Dividend Management
- Tax Efficiency
- Integrated administrative activity

## Revenues (€ M)



**1. Overview of the Platform**

**2. Investment Strategies**

---

**3. Key Financials**

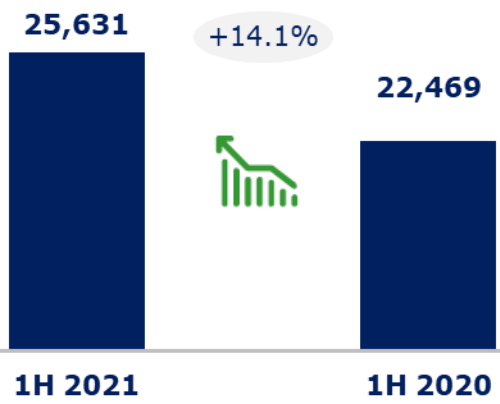
---

**4. Final Remarks**

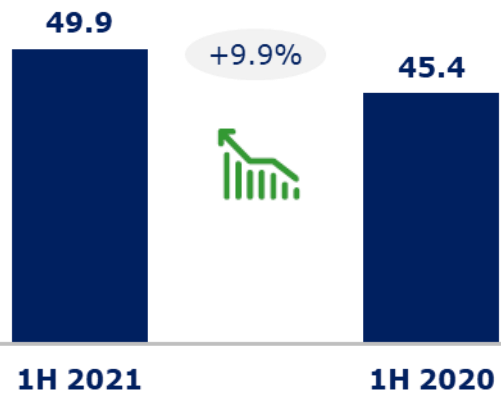
# KEY FINANCIALS

## 1H 2021

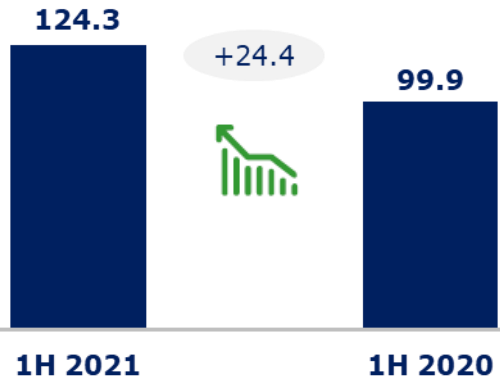
**Combined AUM (€ M)**



**Combined Revenues (€ M)**

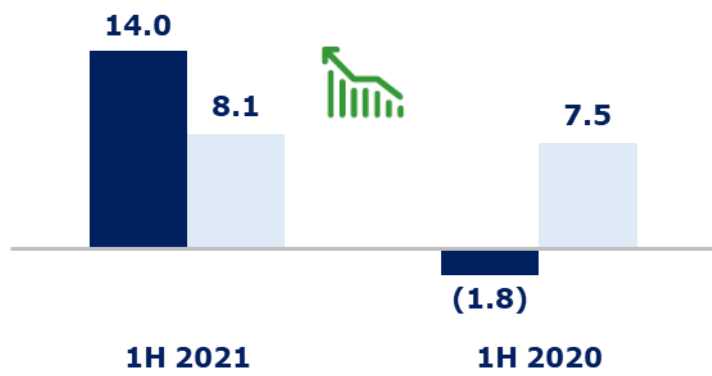


**Consolidated NFP / Cash (€ M)**



**Net Result (€ M)**

■ Net Group Result    ■ Net Operating Result



**1. Overview of the Platform**

**2. Investment Strategies**

**3. Key Financials**

---

**4. Final Remarks**

---



# FINAL REMARKS



**We have built a talented people franchise, able to manage complex and valuable assets, together with client-driven solutions (illiquid / liquid), creating value for both our investors and society**



**We are successfully managing the social and economic impacts of the Covid-19 pandemic, continuing to manage our assets with a responsible approach, while improving our results**



**We have a significant set of growth opportunities ahead of us, with the expertise and the financial resources to seize them**



**We are trading at a significant discount to what we believe the fair value of our Company is, considering the people, investment capabilities and relationships that embody the strength of our Platform**